

DYNAMAX 

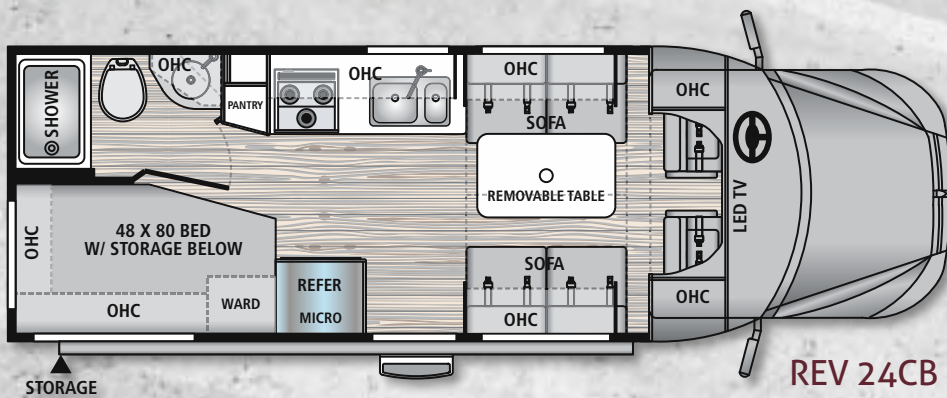
A DIVISION OF FOREST RIVER

WE'RE PERFORMANCE DRIVEN

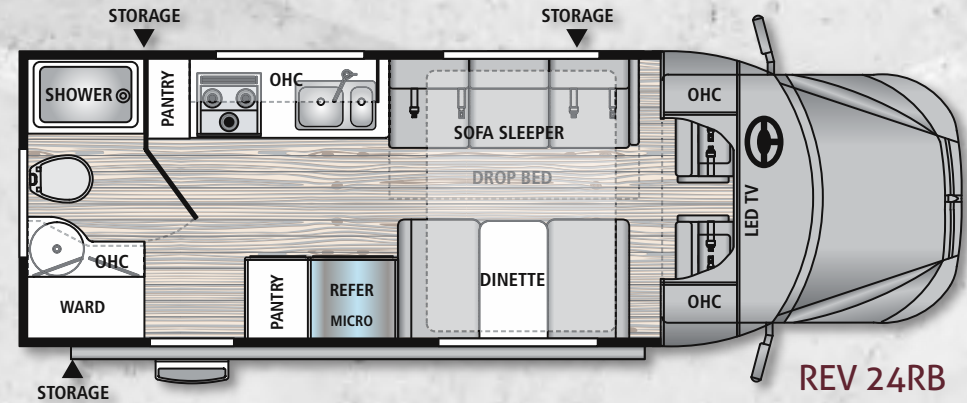


REV

REV



REV 24CB



REV 24RB

Standard Features & Options

Chassis

- Gas: Dodge Ram® ProMaster Chassis; (Gas) 3.6L V6 280hp and 260 ft.-lbs. of Torque
- Gas: 6-Speed Automatic Transmission with Overdrive
- GVWR: 9,350 lbs.
- GCWR: 11,500 lbs.
- Trailer Hitch (2,000 Tow lbs./200 Tongue lbs.) with 4-Way Tow Connection
- 5-Year/100,000 Mile Road Side Assistance
- **DynaRide**® Suspension and Stability Package
- Emergency Start Circuit
- 220-Amp Alternator
- Powder-Coated Chassis Construction
- Front Safety Steel Construction
- LED Brake, Turn, and Backup Lights
- 16" Aluminum Wheels
- Swivel Driver and Passenger Seats
- Rear View Back-Up Color Monitor System
- Color Side View Cameras
- Radio with LCD Touch Screen and Hands-Free Voice Command

- 12V and USB Accessory Ports
- Cruise Control
- Telescoping Steering Wheel
- Power, Heated Exterior Mirror Controls
- Power Windows and Locks
- 3-Point, Seat-Mounted Seat Belts
- Airbags: Driver and Front Passenger, Side Curtain, and Side Seat Bolster
- Drink Holders
- Deluxe Easy-Clean Cab Carpet Mat
- Portable Air Compressor with Tire Sealant

Construction

- Aluminum Framed, Laminated Sidewalls
- Gel Coat Fiberglass Skin with Azdel Backing
- Aluminum Framed Floor
- Crowned, Aluminum Roof Trusses
- One-Piece Fiberglass Roof
- Front Aerodynamic Fiberglass Cap and Front Wing Panels
- R-8 Insulated Sidewalls; R-11 Insulated Roof and Floor
- Dark-Tinted Frameless Windows

Exterior

- Partial Paint Package and Deluxe Premier Graphics with Diamond Shield
- Armless, Dual Stage Patio Awning with LED Lighting and Motion-Activated Retraction
- LED Patio Light
- Black-Trimmed, Radius Entry Door with Deadbolt; Frameless Window and Shade
- Power Entry Step
- Locking Aluminum Exterior Storage Doors
- Easy-Access Battery Compartment
- Front and Rear LED Clearance and Marker Lighting

Interior

- Jackknife Sofa (24RB, 24CB, and 24TB)
- Premium Beauflor Vinyl Flooring
- LED Flush-Mount Ceiling Lighting
- Soft-Touch Padded Vinyl Ceiling
- Coordinating Window Treatments with "Quick Change" Fabric Panels
- Night Roller Shades
- Italian Ultralight Cabinet and Door Construction

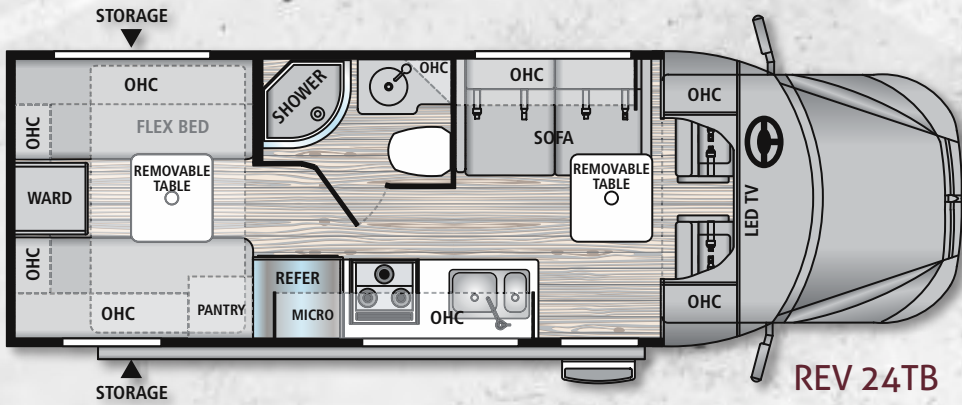
- Hidden Hinge Cabinet Door Hardware
- Full Extension Soft-Closing Drawer Guides
- 32" LED TV with Full-Function Remote, Antenna, Booster, and Jack (Living Area)
- Video Package - Radio/CD/DVD/Bluetooth with Zoned Speaker Control
- Front Privacy Heat Shields

Kitchen

- RV Refrigerator: Stainless Steel 7.0 cu. ft. Flush-Mount, Double-Door
- 3-Burner (Sealed) Gas Range
- Convection Microwave Oven
- Stainless Steel Double-Bowl Sink
- Residential Single-Handle Faucet with Pullout Sprayer
- MaxxAir® Power Vent with Built-In Cover

Bedroom or Loft Area

- Electronic Drop-Down Queen Bed (60"x80") with iCool® Sleep System (Gel-Infused Memory Foam) (24RB Only)
- (1) Full Bed (48"x80") with iCool® Sleep System (Gel-Infused Memory Foam) and Under-Bed Storage (24CB Only)



REV 24TB

Key Dimensions:	24CB	24RB	24TB
Overall Length	24' 0"	24' 0"	24' 8"
Exterior Height	10' 5"	10' 5"	10' 5"
Exterior Width	92"	92"	92"
Interior Height	79"	79"	79"
GCWR	11,500	11,500	11,500
GVWR	9,350	9,350	9,350
GAWR - Front	4,630	4,630	4,630
GAWR - Rear	5,291	5,291	5,291
Wheelbase	159"	159"	159"
Fresh Water	25 gal.	25 gal.	25 gal.
Grey Water	38 gal.	35 gal.	38 gal.
Black Water	35 gal.	38 gal.	35 gal.
Hot Water Capacity	Unlimited	Unlimited	Unlimited
Fuel Capacity	24 gal.	24 gal.	24 gal.
LP Capacity	12.2 gal.	12.2 gal.	12.2 gal.
Awning Length	14'	14'	14'

GVWR (Gross Vehicle Weight Rating) - is the maximum permissible weight of the unit when fully loaded. It includes all weights, inclusive of all fluids, occupants, cargo, optional equipment and accessories. For safety and product performance do NOT exceed the GVWR.

GCWR (Gross Combined Weight Rating) - Is the maximum permissible loaded weight of your motor home and any towed trailer or towed vehicle. Actual GCWR of this vehicle may be limited by the sum of the GVWR and the installed hitch receiver maximum capacity rating; see hitch rating label for detail.

GAWR (Gross Axle Weight Rating) - is the maximum permissible weight, including cargo, fluids, optional equipment and accessories that can be safely supported by each axle.

UVW (Unloaded Vehicle Weight)* - is the typical weight of the unit as manufactured at the factory. It includes all weight at the unit's axle(s), including full fuel, all fluids and LP Gas. The UVW does not include cargo, fresh potable water, additional optional equipment or dealer installed accessories.

CCC (Cargo Carrying Capacity)** - is the amount of weight available for fresh potable water, cargo, passengers, additional optional equipment and accessories. CCC is equal to GVWR minus UVW. Available CCC should accommodate fresh potable water (8.3 lbs. per gallon). Before filling the fresh water tank, empty the black and gray tanks to provide for more cargo capacity.

*Estimated Average based on standard build optional equipment.

**Estimated average based on standard build optional equipment.

Prices, floorplans and specifications are subject to change without notice.

Each Forest River RV is weighed at the manufacturing facility prior to shipping. A label identifying the unloaded vehicle weight of the actual unit and the cargo carrying capacity is applied to every Forest River RV prior to leaving our facilities.

The load capacity of your unit is designated by weight, not by volume, so you cannot necessarily use all available space when loading your unit.

Actual towing capacity is dependent upon your particular loading and towing circumstances, which includes the GVWR, GAWR and GCWR as well as adequate trailer brakes. Please refer to the Operator's Manual of your vehicle for further towing information.

- (2) Twin Beds (32"x74") with iCool® Sleep System (Gel-Infused Memory Foam) Convertible into (1) Full Bed (24TB Only)

- LED Reading Lights

Bathroom

- ABS Shower
- Shower Skylight
- Metal Shower Head with On/Off and Matching Dual Valve Faucet
- Faucet with Stainless Steel Sink
- Foot-Flush Toilet
- Electronic-Flush Macerator Toilet (24TB)

Utilities

- (2) 12V Group 31 AGM Auxiliary Batteries
- Battery Disconnect at Entry
- 30-Amp Service
- 1000 Watt Pure Sine Wave Inverter
- Onan® 2.8 kW Gas Generator with Auto Transfer and Isolator Pads
- 13,500 BTU Air Conditioner with Heat Strip
- 20,400 BTU Truma Combi Comfort Plus - High Efficiency Furnace and Water Heater

- Remote Thermostatically-Controlled Heating/Cooling
- LP Quick Connect
- Exterior Service Station - Including Tank/Battery Monitor Panel, Drain Valves, and Shower
- Interior Monitor Panel with LPG/Tank/Battery Readout
- Exterior GFCI Receptacle
- Jack® Digital Antenna with LED Signal Strength Indicator
- Cable TV/Satellite Hookup
- Backer for Roof-Mounted Satellite Dish
- Converter
- Black Tank Flush
- 12V Tank Heaters
- 12V High-Capacity, On-Demand Water Pump
- Carbon-Monoxide, LP Gas, and Smoke Detectors
- Fire Extinguisher
- Zamp® Solar Receptacle



A Dynamax Exclusive

DynaRide provides a smoother ride than conventional leaf springs, and increases the ride height to be more effective. Rubber absorbs shock and protects from road damage.



iCool™ Mattress

Sleep comfortably with the iCool gel-infused memory foam mattress.

Truma Combi™

A Truma Combi is the lightest, most energy-efficient system on the market. It effectively combines a warm air furnace and water heater in one nearly-silent device.



Charge Wizard

Progressive Dynamics converter with the patented 4-stage Charge Wizard® system has been shown to increase the battery life by 2 to 3 times or more. The Charge Wizard constantly monitors battery voltage and battery usage, then selects one of four operating modes to properly charge and maintain the battery. Boost, Normal, Storage and Equalization.



REV



Crimson Slate Standard Paint Graphics Package



DYNAMAX
A DIVISION OF FOREST RIVER
WE'RE PERFORMANCE DRIVEN

2745 Northland Dr. ■ Elkhart IN 46514
888-295-7859 ■ www.dynamaxcorp.com
A Division of Forest River, Inc.



PRE-DELIVERY INSPECTION FACILITY

20,000 square feet of quality assurance. The bare essentials for a premium product. This state-of-the-art facility gives immediate daily feedback to production for quality assurance in every unit built.

24/7 EMERGENCY ROADSIDE ASSISTANCE

For a worry-free ownership experience Forest River includes one year of Coach-Net RV Technical & Roadside Assistance with each RV purchase. Whether new to the RV lifestyle or an experienced RV enthusiast, Forest River owners have 24/7 access to technical, operational and emergency road service coverage throughout the US & Canada. Coach-Net's fast, dependable service is just a phone call away.

Coach-Net[®]

RV Technical & Roadside Assistance



Learn More
Scan this barcode using a QR Reader on your smart phone to learn more about Forest River.



A Berkshire Hathaway company.

FREE MEMBERSHIP
to Forest River Owners' Group



www.forestriverfrog.com

Your Authorized REV Dealer

LaMESA REC VAN

LaMesaRV.com
800-496-8778

All information contained in this brochure is believed to be accurate at the time of publication. However, during the model year, it may be necessary to make revisions and Forest River, Inc., reserves the right to make all such changes without notice, including prices, colors, materials, equipment and specifications as well as the addition of new models and the discontinuance of models shown in this brochure. Therefore, please consult with your Forest River dealer and confirm the existence of any materials, design or specifications that are material to your purchase decision. ©2015 Dynamax. A division of Forest River, Inc., a Berkshire Hathaway Company. 4/16 Dynamax